

TRITOS



MÖBEL

Gestell	Edelstahlbeine; Edelstahl — oder lackierte Stahlkufen
---------	---

Sitz	Polyurethanschaum, Polstergürtel
------	----------------------------------

Konstruktion	Plattenelemente
--------------	-----------------

Ausführung	Stoff, Leder
------------	--------------

MODULARE WÄNDE

Gestell	Fußgleiter aus Kunststoff oder aus Edelstahl oder lackierter Metallfuß (freistehende Wände)
---------	---

Konstruktion	Plattenelemente, Polyurethanschaum
--------------	------------------------------------

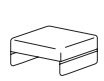
Ausführung	Stoff
------------	-------

Accessoires	Weißwand aus Weißmetall, magnetisch
-------------	-------------------------------------

TISCHE

Konstruktion	lackierte oder Edelstahlkufen
--------------	-------------------------------

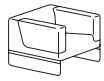
Tischplatten	MDF-Platten, abgeschlossen mit natürlichem Furnier
--------------	--



TR/P/P
89 x 85 x 40



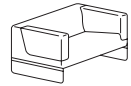
TR/P/N
89 x 85 x 40



TR/1/P
89 x 85 x 66 x 40



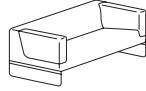
TR/1/N
89 x 85 x 66 x 40



TR/2/P
140 x 85 x 66 x 40



TR/2/N
140 x 85 x 66 x 40



TR/3/P
190 x 85 x 66 x 40



TR/3/N
190 x 85 x 66 x 40



TM/1
60 x 85 x 66 x 40



TM/2
120 x 85 x 66 x 40



TM/3
180 x 85 x 66 x 40



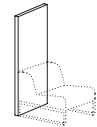
TM/N
85 x 85 x 66 x 40



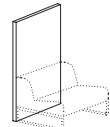
TM/W
213 x 107 x 66 x 40



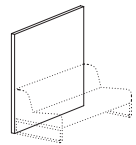
TM/Z
213 x 107 x 66 x 40



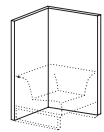
TM/SS/1
60 x 7 x 150



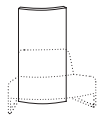
TM/SS/2
120 x 7 x 150



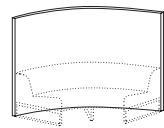
TM/SS/3
180 x 7 x 150



TM/SS/N
92 x 92 x 150



TM/SS/Z
85 x 25 x 150




TM/SS/W
221 x 49 x 150



TM/SW/S
60 x 7 x 150



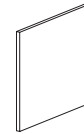
TM/ST/S
60 x 7 x 150



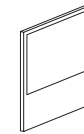
TM/SW/M
120 x 7 x 150



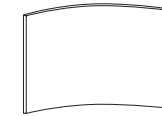
TM/SW/M
120 x 7 x 150



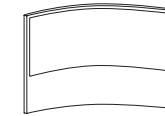
TM/SW/L
180 x 7 x 150



TM/ST/L
180 x 7 x 150



TM/SW/W
221 x 49 x 150



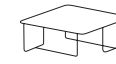
TM/ST/W
221 x 49 x 150



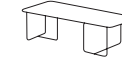
TR/SO
55 x 39



TR/SMK
75 x 75 x 39



TR/SDK
100 x 100 x 39



TR/SL
120 x 50 x 39